

# **Access x2VOL via Clever and Naviance Student**

**x2VOL**

powered by  **intelliVOL**

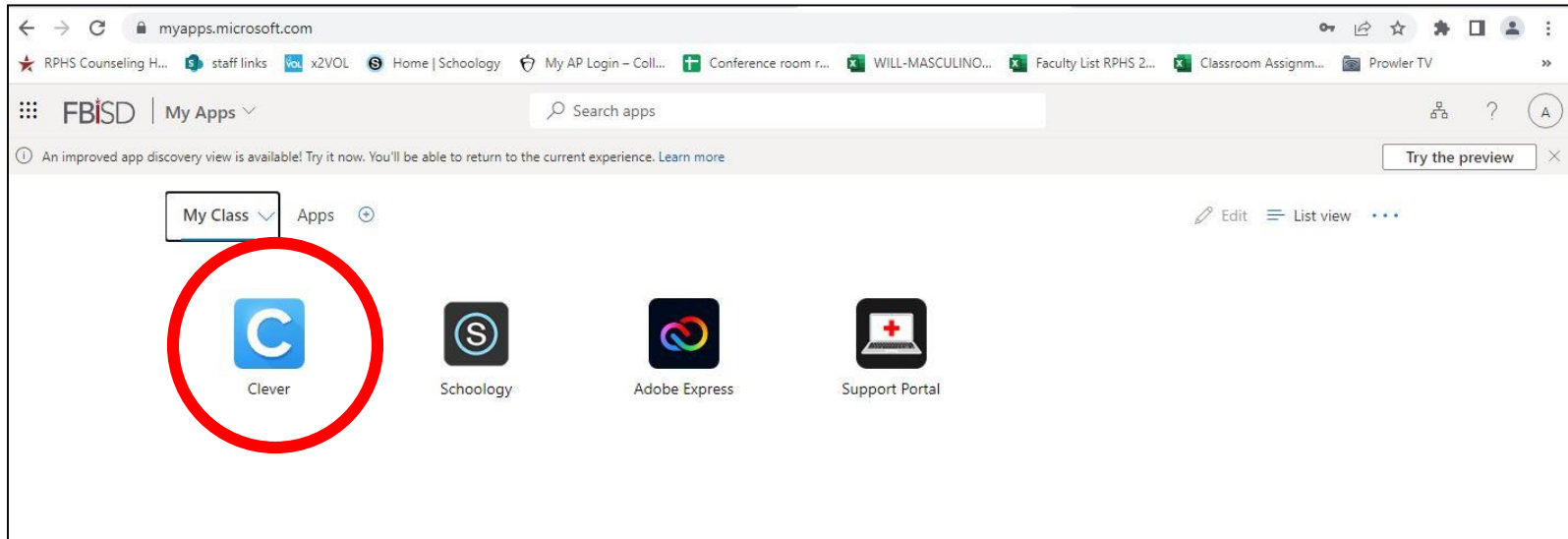
# Access x2VOL through Naviance Student

1. Click the **1Link icon** from The Prowler website

The screenshot shows the Fort Bend ISD website. The top navigation bar includes links for HOME, OUR SCHOOL, ACADEMICS, STUDENTS & PARENTS, ATHLETICS, LIBRARY & MEDIA, CLUBS & ORGS, STAFF, and CALENDAR. The main content area features a large banner for the VATRE (Voter-Approval Tax Rate Election) on November 8. Below the banner, there are three icons representing 'Additional Police Officers', 'Additional Teacher & Staff Compensation', and 'Maintaining Programs of Choice'. A 'LEARN ABOUT THE VATRE' button is also present. The bottom navigation menu includes icons for RevTrak Web Store, Bus Routes, School Meals, Family Access, **1Link** (circled in red), PeachJar, Whole Child Health, Wellness Screener, COVID-19 Dashboard, and Health Protocols & COVID-19 Testing.


# Access x2VOL through Naviance Student

1. After signing into 1Link, select **Clever app**.



# Access x2VOL through Naviance Student

1. Then scroll to find **Naviance**.  
Click on the Naviance icon.





# Access x2VOL through Naviance Student

2. In Naviance Student – Scroll down until you find the **blue x2VOL box**

student.naviance.com/main

NAVIANCE BY POWERSCHOOL

Home Self-Discovery Careers Colleges Planner

Welcome, [Redacted]

Search for Colleges

Type a college name

SEARCH

English

Go

Welcome to Naviance Student's New Look!

Welcome to the NEW Naviance view! We are so excited to see you here!

With Naviance Student you will discover more about yourself through personal assessments, career exploration, and college searches.

- Self-Discovery: You will learn about your personality and interests by completing assessments and connecting those to possible careers.

Read more

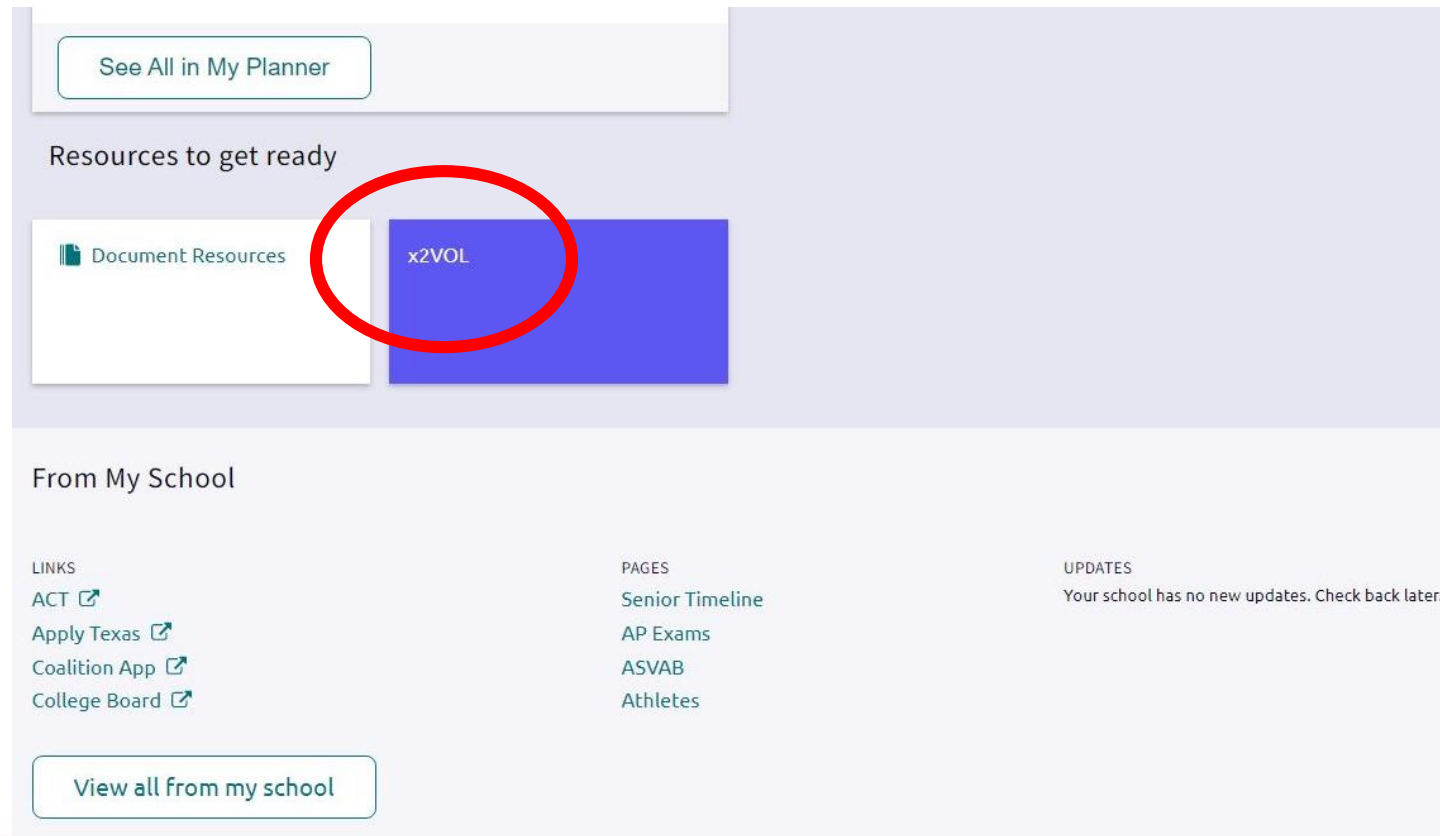
My Favorites

- COLLEGES I'm thinking about
- COLLEGES I'm applying to
- CAREERS AND CLUSTERS I'm thinking about
- SCHOLARSHIPS & MONEY Favorite Scholarships

Show Me How

# Access x2VOL through Naviance Student

2. In Naviance Student – Click on **x2VOL** to take you to their sign-up page.




The screenshot displays the Naviance Student interface. At the top, there is a button labeled "See All in My Planner". Below this, a section titled "Resources to get ready" contains a white box for "Document Resources" and a blue box for "x2VOL". The "x2VOL" box is circled in red. Below the "Resources to get ready" section is a "From My School" section. This section is divided into three columns: "LINKS" with links for ACT, Apply Texas, Coalition App, and College Board; "PAGES" with links for Senior Timeline, AP Exams, ASVAB, and Athletes; and "UPDATES" with the message "Your school has no new updates. Check back later." At the bottom of the "From My School" section is a button labeled "View all from my school".

# Complete Your Registration

**\*IF\* you see this screen.....**

Enter your **Last name** and **Student ID**–

### Volunteer Registration



**Student**  
School/University

#### Find Your School

Enter your school's name or city to begin searching for your school.

No Logo	Sacramento Charter High School 2315 34th St Sacramento, 95817 <a href="#">Change School</a>
---------	--

#### Account Lookup

Check to see if your school has begun the registration process for you.

Last Name

Identifier

# Complete Your Profile

## Student Registration

1 2 3  
Basic Info Interests Settings

### Basic Information


**Name**  
  **Org Identifier**

**Month/Year of Birth**   **Gender**  
 Male  Female

### Contact Information

**Address**

### Profile Picture

  No file chosen

**Mobile Phone**

**Home Phone**



# Set Password and Select Class Group


**Student Registration**


1 Basic Info   2 Interests   3 Settings

**Sign-In Preference**

**Email Address (Username)**

**Create Account Password**  
(You may optionally create a password if you plan to use the free x2VOL mobile app to log you





**School Group**  
Schools use groups to deliver messages as well as target students in different classes or organizations.  
*Choose one of the mandatory groups.*

**School**

No Logo   Naviance Sales High School  
215 S. Denton Tap Road  
Suite 230  
Coppell, TX 75019

**Mandatory Group:(Select One)**

- Class of 2015
- Class of 2016
- Class of 2017
- Class of 2018

**Set Password**

**Select your Class Group**

# Log Your Service Hours

Dashboard **Opportunities & Projects** Groups & Goals Profile Help

**My Activity Log** Find Opportunities History

## My Activity Log

21 Personal Projects [+ Create New](#) Newest to Oldest

### RECURRING PROJECTS

#### Pick up Trash at Park

Helped nature park pick up trash at weekly event.

[Add Hours](#)

#### My First Personal Project

This is my first personal project I did in testing.

[Add Hours](#)

### OPPORTUNITY

#### Fun Run 5K

01/04/2014

I helped pass out waters at the Fun Run 5 K

CLAIMED HOURS

1.00

VERIFIED HOURS

1.50

APPROVED HOURS

1.00

RESUBMIT

✘

[Edit Entry](#)

#### Mowing Lawn

01/04/2014

1.50

1.50

1.50

✘

[Edit Entry](#)

[Remove](#)

1. Add a Personal Project
2. Add Hrs to a Recurring Project
3. Add hours for an activity that you signed up for through x2VOL

# Creating a Personal Project

## Enter Information:

- Organization Name
- Project Description

## Attachments

Use this if you have additional documentation to add.

### Create a Personal Project

x2VOL powered by intelliVOL

**Activity**

[Max. 100 character]  
Agency or Organization Name

Project Description

**Attachments**

+ Add files...

You can upload pdf, .jpg, .png, .gif, .bmp, .zip, .doc, .docx, .xls, .xlsx, .ppt, .ppbx, .txt, .wmv, .mp4, .rtf, .csv, .pps, .wma, .flv, .mov, .mpg file . The maximum file size is 2MB.

Drop Files Here

**Make this a recurring project**  
Allows you to reuse this personal project for future claims without reentering the information.  
(ex. Volunteering at the food bank several times a month.)

**Interests** (Please select the interest that best describes the activity you performed)

Humanitarianism       Faith-based       Environmental  
 Government       Educational

# Creating a Personal Project

## Activity Contact

Enter the Name, Phone Number and **Email address** of the person that you did the service with. This is **IMPORTANT** as this is how the hours will be verified.

<input checked="" type="checkbox"/> <b>Activity Contact</b>	<b>Verification</b>
<input type="text" value="Name"/>	The contact specified here will receive a verification request through the email address you've provided. The contact will verify that the service hours claimed for this event are accurate. (Remember that this information may also be audited.)
<input type="text" value="Phone"/>	
<input type="text" value="Email Address"/>	

# Creating a Personal Project

## Claim Hours

Enter the Date and Hours for the community service.

You are NOT required to fill in the Reflections

### Claim Hours (Date that you performed the service.)

If you volunteered multiple days for the same activity, please enter the TOTAL amount of hours and select the most recent date volunteered. You can provide the dates/date range in the Description section at the top of this page. If you have been instructed to provide one entry per date please do so.

Date	Hours	Minutes
<input type="text" value=""/>	<input type="text" value="00"/>	<input type="text" value="00"/>

### Reflections

Please explain what you learned from this experience. Reflections will be displayed on your Official Service Transcript™ for college admissions officers to review with your college application. Please ensure your response is a quality reflection.



# Creating a Personal Project

## Apply Hours to Goal

- **Y.E.S. Program School Year Hours (75 minimum)** – *hours done during the school year*
- **Y.E.S. Program Summer Hours (25 max)** – *use this for any hours done during the summer up to 25 hours max*

### Apply Hours to Goal(s)

#### Organization Goals

Select where the hours being claimed will be credited to. Either choose an [Exclusive Goal](#) or choose the option "[Apply to all Non-Exclusive Goals](#)"

*NOTE: Below are all ACTIVE goals in your organization. If you are logging hours that do not belong in an active goal below, choose "Apply to all Non-Exclusive Goals" and the hours will appear in your activity log for the date you submitted.*

	GOAL NAME	GROUP	START	END	GOAL	CREDITED	REMAIN
<input type="radio"/>	Y.E.S. Program School Year Hours (75 minimum)	Class of 2022	8/15/2018	3/31/2022	75.00	5.00	70.00
<input type="radio"/>	Y.E.S. Program Summer Hours (25 max) REQUIRED	Class of 2022	8/15/2018	3/31/2022	25.00	0.00	25.00
<input type="radio"/>	Apply to all Non-Exclusive Goals: There are no non-exclusive goals available for the given date. Your claimed hours will be recorded but may not be approved. If your organization adds a non-exclusive goal for this date, your claim will automatically be applied to it.						

- The hours that I am submitting are accurate and the details (including hours, dates, location and contact information) are truthful. I understand that the information I am submitting may be audited for accuracy.  
If inaccuracies are discovered, I understand that I may be removed from x2VOL and additional consequences may be imposed by my school.

# Creating a Personal Project

## Apply Hours to Goal

- **Apply to all Non-Exclusive Goals** – *use this for any summer hours that you do beyond the 25 allowed. These hours will be recorded in x2VOL but may not be approved. However, you can still use these hours in applications for colleges etc.*

### Apply Hours to Goal(s)

#### Organization Goals

Select where the hours being claimed will be credited to. Either choose an [Exclusive Goal](#) or choose the option "[Apply to all Non-Exclusive Goals](#)"

*NOTE: Below are all ACTIVE goals in your organization. If you are logging hours that do not belong in an active goal below, choose "Apply to all Non-Exclusive Goals" and the hours will appear in your activity log for the date you submitted.*

	GOAL NAME	GROUP	START	END	GOAL	CREDITED	REMAIN
<input type="radio"/>	Y.E.S. Program School Year Hours (75 minimum)	Class of 2022	8/15/2018	3/31/2022	75.00	5.00	70.00
<input type="radio"/>	Y.E.S. Program Summer Hours (25 max) REQUIRED	Class of 2022	8/15/2018	3/31/2022	25.00	0.00	25.00
<input type="radio"/>	<b>Apply to all Non-Exclusive Goals:</b> There are no non-exclusive goals available for the given date. Your claimed hours will be recorded but may not be approved. If your organization adds a non-exclusive goal for this date, your claim will automatically be applied to it.						

- The hours that I am submitting are accurate and the details (including hours, dates, location and contact information) are truthful. I understand that the information I am submitting may be audited for accuracy.  
**If inaccuracies are discovered, I understand that I may be removed from x2VOL and additional consequences may be imposed by my school.**

# Activity Log

On your Activity Log you will see your **Claimed Hours, Approved Hours**

The screenshot displays the 'My Activity Log' interface. At the top right is the x2VOL logo, powered by IntelliVOL. A 'Print Activity Log' button is located next to the title. The interface is divided into two main sections: 'ACTIVE PROJECTS' and 'ACTIVE OPPORTUNITIES'. The 'ACTIVE PROJECTS' section shows 3 projects, with 'Panther Organization' selected. Below this is a table of activity entries. The 'ACTIVE OPPORTUNITIES' section shows 0 opportunities.

OPPORTUNITY	CLAIMED HOURS	VERIFIED HOURS	APPROVED HOURS	RESUBMIT ALLOWED?	
<input checked="" type="checkbox"/> <input checked="" type="checkbox"/> Panther Test 12/02/2018 Panther Test	5.00		5.00	*	<a href="#">Edit Entry</a> <a href="#">Delete</a>
<input checked="" type="checkbox"/> <input checked="" type="checkbox"/> Panther Organization 11/06/2018 Test	5.00				<a href="#">Edit Entry</a> <a href="#">Delete</a>


# Find Volunteer Opportunities

Dashboard | **Opportunities** | Projects | Groups & Goals | Profile | Help | Logout

My Activity Log | **Find Opportunities** | Official Service Transcript™

## Applying to College?




Community service will give you an advantage! Send your service hours to colleges with the **Official Service Transcript™**



## Find Opportunities



Community Opportunity Search [Modify Search](#)

Search Results: 11	
OPPORTUNITY	PROFILE MATCH
<p><b>School Approved</b></p>  <p><b>Apple Grove High School</b> <b>Recycling on Campus</b> Next Tues we will go around to classrooms to pick up recycling.</p>	<p>5.71 %</p> <div><div style="width: 5.71%;"></div></div> <p><a href="#">View Event Details (3)</a></p>
<p><b>School Approved</b></p>  <p><b>Apple Grove High School</b> <b>Humanitarianism - Food Bank</b> 11/01/2017 - 11/01/2025</p>	<p>58 %</p> <div><div style="width: 58%;"></div></div> <p><a href="#">Add to My Opportunities</a></p>
<p><b>School Approved</b></p>  <p><b>Apple Grove High School</b> <b>Faith-based - St. Paul Catholic Church</b> 11/01/2017 - 11/01/2025</p>	<p>58 %</p> <div><div style="width: 58%;"></div></div> <p><a href="#">Add to My Opportunities</a></p>




# Print Your Service History

Dashboard Opportunities & Projects Groups & Goals Profile Help Logout

My Activity Log Find Opportunities **Official Service Transcript™**

**Applying to College?** Community service will give you an advantage! Send your service hours to colleges with the **Official Service Transcript™**



## Order an Official Service Transcript

Search Results: 20

**Hours** Submitted : 76.50 Verified : 10.25 Denied : 8.50 Approved : 4

**Type** Personal Project : 16 Community Opportunities : 0 School Approved : 4

**Print Activity Log**

**Order Official Service Transcript™** NEW

OPPORTUNITY	TYPE	CLAIMED HOURS	VERIFIED HOURS
<input checked="" type="checkbox"/> <b>Apple Grove High School - Archbishop Hannan Open House</b> 08/20/2016 (Scheduled Event) description ex	School Approved	1.50	
<input checked="" type="checkbox"/> <b>Serving at Good Will</b> 01/15/2018 we sorted clothes and items in to boxes	Personal Project	3.50	

This will create a PDF of your logged hours. You can use this to send to your colleges or for job applications.

*Note:* the **Official Service Transcript** is a way to send your Activity Log to colleges via Parchment. The first service transcript is free and each additional is \$15.